

Mrs Slattery/Ms Porter: Homework for Finn's Dream Group

Week 20th to 24th of April 2020

Hi all,


Hope everyone is keeping well and enjoyed the beautiful weather over the Easter holidays.

This is a plan for schoolwork for the coming week. Please don't feel you have to do everything that is on the list. These are difficult times and it is unusual for both teachers and children to be working in this way especially when English is not your first language. Do the best you can and enjoy this new challenge.


Oral Language	<p>Theme: Farm Animals/ Pets</p> <ul style="list-style-type: none"> Look at the word mats attached and say the name of the animals. Practise every day and cover the words and see how many you know without looking at the words. Compose simple sentence based on each animal e.g. The cow is big/ small. The sheep is _____. The cat is _____. The pig is pink. The cow is _____. I like/ I don't like the _____. I have seen a _____. My favourite is _____. A horse lives in a stable For some extra ideas click on the link below for a language lesson. Go to Unit 1 Oral Language (Interactives and Resources). Next go to the Oral Language Poster. Click on "story mode" and "explore mode" and away you go. https://www.gillexplore.ie/gill-explore-resources/over-the-moon-junior-infants-skills-book?Chapters=0&ResourceTypes=11535
Reading	<ul style="list-style-type: none"> Read along with the audio books listed below. Click on the link and it will take you directly to the books. If you have any difficulty go to the Oxford Free eBook Library website. Click on "all books" and go to Oxford Level 1+. You will find the free books there. https://www.oxfordowl.co.uk/home/reading-site/find-a-book/library-page?view=image&query=&type=book&age_group=&level=oxford+level+1%2B&level_select=oxford+level+1%2B&book_type=&series=# <p>*Dad's Birthday *Big Feet * Can you see me? *Clothes for Rain *Family Poems *Kipper's Diary *The Big Carrot *Mix, Mix, Mix, Bob Bug * The Dragon Balloon *Tiger's Family</p> <ul style="list-style-type: none"> Listen to the audio of the book first Read with the audio Read on your own and check your pronunciation with the audio Make sure you understand what you are reading Practise every day
Writing	<ul style="list-style-type: none"> Do pages attached. Enjoy and do what you can. If you can't print them it's no problem write out on a sheet of paper or in a copy. Check if you have your Away with Words Workbook and you will find some of them there on pages 34, 35, 36, 36 Unit 8 On the Farm. Other sheets attached on colours, numbers and old and new.

* The **Duolingo App** is excellent for improving your English and it's free. If you have downloaded it you can send me a photo of your progress so far. Please contact me at geraldine.slattery@stitaloughrea.com to let me know how you are getting on.

Farm Animals



cow



pig



dog



cat



duck



goose



donkey



horse



sheep



turkey



goat



chicken

Pets Word Mat



snail



spider



lizard



chipmunk



chicken



hamster



budgie



dog



rat



mouse



tortoise



fish



parrot



cat



snake





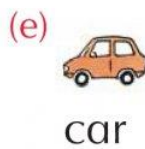

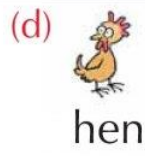


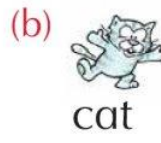

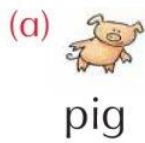

guinea pig



rabbit

More than One


Add **s** to each word to make more than one.



Wordsearch


Ring the words.

x	p	m	h	e	n	r
x	m	p	i	g	t	l
x	c	a	t	p	n	m
s	m	d	u	c	k	n
r	d	o	g	h	p	l



On the Farm

Colour.



We live on a farm.




Talk about it.

1. Name all the animals in the picture.
2. What is a baby cow called?
3. Which animal gives us wool?
4. Which baby animal would you like as a pet?
5. Which animal gives us milk?
6. Name the object that does not belong.

A. Match and colour.



cow
lamb
cat
pup




B. Write.



k _____



p _____



c _____



l _____

C. Finish each sentence.

1. The cow has a  c _____.

2. The dog has a  p ____.

3. The sheep has a  l _____.

4. The cat has a  k _____.

D. Write and colour.

The k _____ likes milk.



A. Trace. Write.

il

Two sets of handwriting lines. The first set shows a lowercase 'i' being traced on the first line, followed by two blank lines for independent practice. The second set shows a lowercase 'l' being traced on the first line, followed by two blank lines for independent practice.

B. Write the letter i. Read the words.



p _ g

6

s _ x



p _ n



l _ p




h _ ll



w _ nd



C. Match and write.

pig
hill
pin
lip
six
wind



— i —
— i —
— i —
h i l l
— i —
— i —

D. Write.

1. Jack and Jill went up the  h _ _ _ .
2. The  p _ _ is very fat.



Colours

A Read.



red



blue



yellow



green



black



white

B Write.

1. A r_____ car.



2. A _____ cat.



3. A _____ house.



4. A _____ train.



5. A _____ bird.



6. A _____ door.



C Read, write and colour.

1. This is a _____ and _____ bird.



2. This is a red
and black bird.





Numbers

A Look, read and say.

1

one

2

two

3

three

4

four

5

five

B Finish these. Look, write and read.



1. I can see _____ cat.



2. There are _____ chairs.



3. Laura has _____ sheep.



4. I can see _____ coats.



5. Jack has _____ dogs.



Numbers

A Look, read and say.

6

six

7

seven

8

eight

9

nine

10

ten

B Finish these. Write and read.

1. Pat has _____ pups.



2. There are _____ pies.



3. I see _____ clouds.



4. I have _____ books.



5. I can see _____ bees.





Old and New

A Match the pairs of old and new.

B Read.

house

car

coat

train

C Look, write and read. Is it old or new?

1. This train is old.



2. This _____ is _____.



3. This _____ is _____.



4. This _____ is _____.



5. This _____ is _____.

